

## Residential AeroTherm<sup>®</sup> Series Heat Pump Water Heater



Photo is of  
RE2H50R10B

### AeroTherm<sup>®</sup> Heat Pump Model Features:

- **ENERGY STAR<sup>®</sup> Qualified**—Meet or exceed requirements for ENERGY STAR<sup>®</sup> per the latest ENERGY STAR<sup>®</sup> criteria revision, as well as most utility rebate programs.
- **The AeroTherm<sup>®</sup> Series Control Panel**—Provides detailed diagnostic information including water heater fault codes, tank codes, need-to-assess codes, and heat pump codes. Additional functions allow you to monitor the status of temperature sensing thermistors and heating components.
  - **User-Friendly, Easy to Read Display.**
  - **LED's Clearly Indicate the Current Operating Mode.**
  - **Display Communicates Current Status, Mode and Set Point, and Displays Error Messages When Applicable.**
- **Operating Modes Offer Flexibility.**
  - **Heat Pump (Only) Mode**—Maximizes consumer savings. The most energy-efficient mode as it only utilizes the heat pump.
  - **Hybrid Mode**—Saves while experiencing fast recovery. Hybrid mode is the factory setting combining heat pump efficiency and savings with recovery rates of standard electric when needed.
  - **Electric (Only) Mode**—Operates like a standard electric water heater, and eliminates the air flow and sound from the heat pump system when preferred (fastest recovery time, but least energy efficient).
  - **Vacation Mode**—Adjusts the temperature set point down to 50°F (10°C) for extended periods of time.
- **Quiet Operation**—Operating sound level of approximately 55 DBA.
- **Can Be Laid Down for Easier Transportation**—Easy-to-open, protective packaging.
- **Easily Accessible Top Mounted Washable Air Filter**—User is automatically alerted when the air filter needs to be cleaned.
- **Operating air temperature range of 35-120°F (2-49°C) for the Heat Pump**—(Unit operates in Standard/Electric Mode outside of this range).
- **Backup Electric Heating Elements.**
- **Direct Heat Transfer with Immersed Elements**—Transfers heat directly and efficiently to the water. Screw-in style.
- **Insulation System**—2" (51mm) Non-CFC foam insulation covers the sides and top of the tank, reducing heat loss. This results in less energy consumption, improved efficiencies, and jacket rigidity.
- **Water Connections**—3/4" (19mm) NPT factory-installed true dielectric fittings extend water heater life and simplify water line connections.
- **Factory-Installed Heat Traps**—Design incorporates a flexible disk that reduces heat loss in piping and eliminates the potential for noise generation.
- **Protective Magnesium Anode Rod**—Provides added protection against corrosion for long-term, trouble-free service.
- **T&P Relief Valve**—Installed.
- **Low Restrictive Brass Drain Valve**—Durable tamper proof design.
- **Design Certified to NSF/ANSI 372 (Lead Content).**
- **Northern Climate Tier 3 Capable.**
- **Optional Ducting Kit**—Maximum duct length of 100 feet (30m) combined between inlet and exhaust.

### FEATURING:



### 10-Year Limited Tank and Parts Warranty.

For more information on warranty, please visit [www.bradfordwhite.com](http://www.bradfordwhite.com)

For products installed in USA, Canada and Puerto Rico. Some states do not allow limitations on warranties.

See complete copy of the warranty included with the heater.

# Residential Heat Pump Water Heater

## AeroTherm® Model

C.E.C. Listed

Model Number	Nominal Capacity		DOE Rated Storage Volume (Gal.)	First Hour Rating (Gal.)	Uniform Energy Factor	Recovery 90°F Rise		A Floor to Heater Top in.	B Jacket Dia. in.	C Floor to Water Conn. in.	D Distance Between Water Conn. in.	E Floor to Condensate Conn. in.	F Floor to T&P Conn. in.	Approx. Shipping Weight lbs.
	U.S. Gal.	Imp. Gal.				U.S. GPH*	Imp. GPH*							
RE2H50R10B	50	42	45	64	3.24	21	18	59 <sup>1</sup> / <sub>8</sub>	21 <sup>3</sup> / <sub>4</sub>	60 <sup>3</sup> / <sub>4</sub>	8	46 <sup>3</sup> / <sub>4</sub>	38 <sup>3</sup> / <sub>4</sub>	195
RE2H80R10B	80	67	75	89	3.25	21	18	71 <sup>1</sup> / <sub>8</sub>	25	73 <sup>1</sup> / <sub>2</sub>	8	58 <sup>3</sup> / <sub>4</sub>	50 <sup>3</sup> / <sub>8</sub>	235

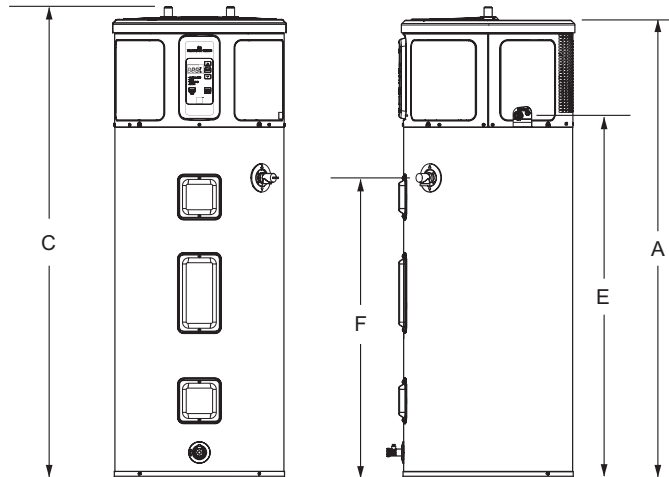
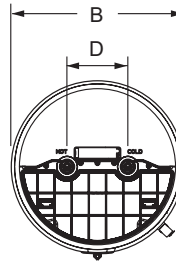
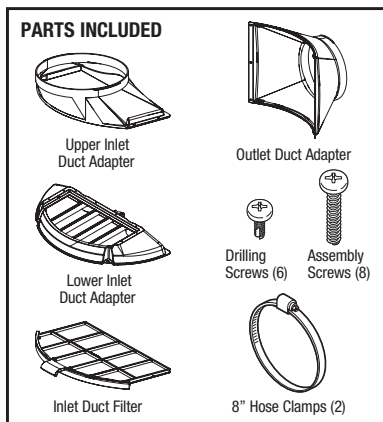
Model Number	Nominal Capacity		DOE Rated Storage Volume (Liters)	First Hour Rating (Liters)	Uniform Energy Factor	Recovery 50°C Rise		A Floor to Heater Top mm.	B Jacket Dia. mm.	C Floor to Water Conn. mm.	D Distance Between Water Conn. mm.	E Floor to Condensate Conn. mm.	F Floor to T&P Conn. mm.	Approx. Shipping Weight kg.
	Liters					Liters/*	Hour							
RE2H50R10B	189		170	242	3.24	79		1502	552	1543	203	1187	984	88
RE2H80R10B	303		284	303	3.25	79		1807	635	1867	203	1492	1280	107

\* Based on 4500/4000W, Non-Simultaneous operation.

Uniform Energy Factor and First Hour Rating is based on the latest AHRI directory listings.

### Optional Ducting Kit: Part No. GVK8HS.

Kit installation also requires - 8" (203mm) insulated flexible ducting, ducting support hangers and exterior wall vents for inlet & outlet. Additional clearances required for ducting, refer to ducting kit instructions.



### General

#### Meets NAECA Requirements

All models are UL listed. These heaters are wired inter-locking (Non-Simultaneous, Single Phase) 240V with 4500W upper element and 4000W lower element. All water connections are 3/4" (19mm) NPT and electrical connections are 1/2" (13mm) NPT. All models certified at 300 PSI test pressure (2068 kPa) and 150 PSI working pressure (1034 kPa.)

**Dimensions and specifications subject to change without notice in accordance with our policy of continuous product improvement. Suitable for Water (Potable) Heating.**

Toxic chemicals, such as those used for boiler treatment, shall NEVER be introduced into this system. This unit may NEVER be connected to any existing heating system or component(s) previously used with a non-potable water heating appliance.



For U.S. and Canada field service, contact your professional installer or local Bradford White sales representative.

Sales 800-523-2931 • Fax 215-641-1670 / Technical Support 800-334-3393 • Fax 269-795-1089 • Warranty 800-531-2111 • Fax 269-795-1089

International: Telephone 215-641-9400 • Telefax 215-641-9750 / [www.bradfordwhite.com](http://www.bradfordwhite.com)



Sales / Technical Support 866-690-0961 / 905-203-0600 • Fax 905-636-0666 / [www.bradfordwhite.com](http://www.bradfordwhite.com)

## Built to be the Best™

©2017, Bradford White Corporation. All rights reserved.